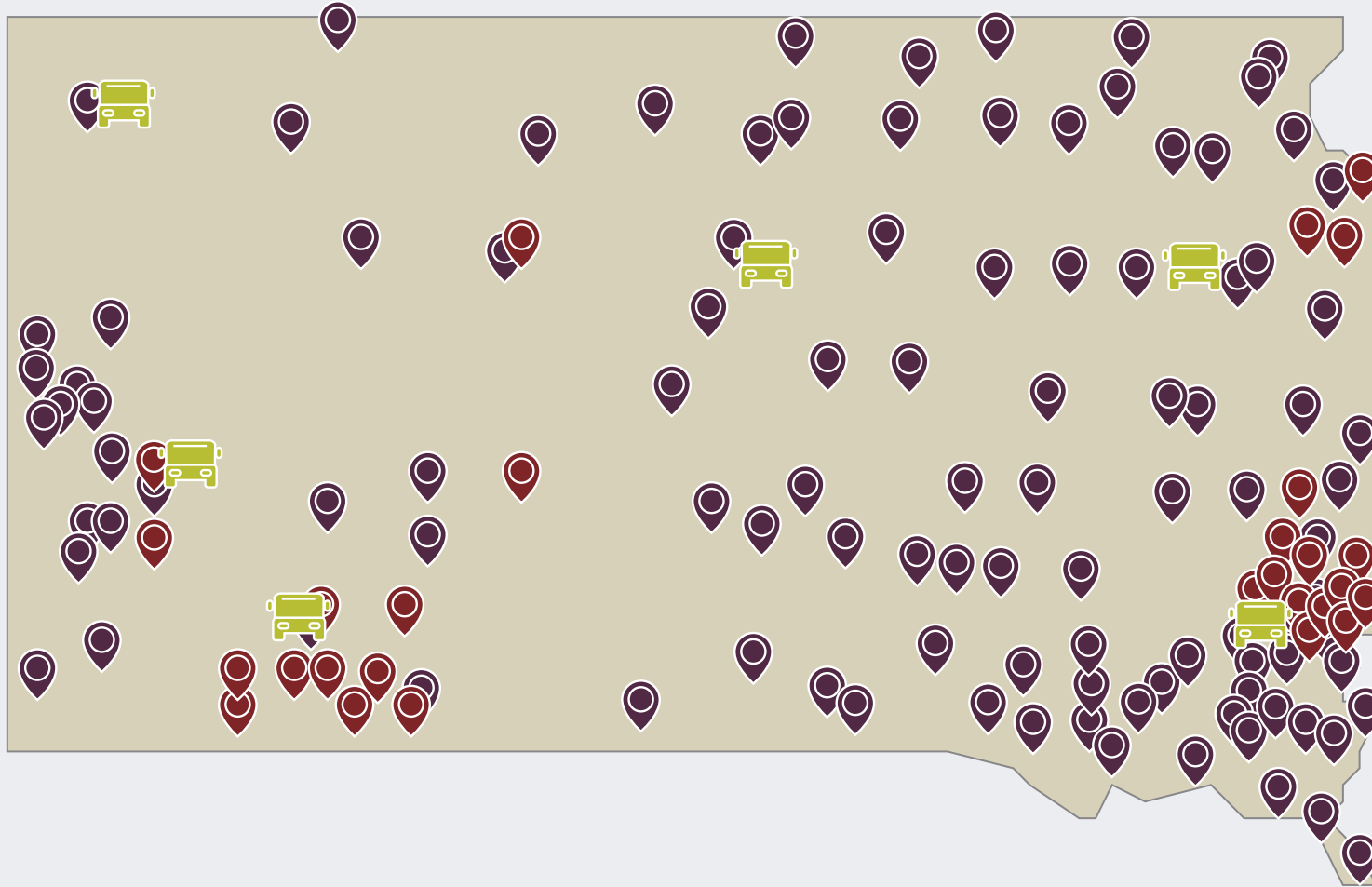


2022 PUBLIC LIBRARIES DATA DIGEST

south dakota

2021 FACTS & STATS



142 PUBLIC LIBRARY OUTLETS



106
central libraries



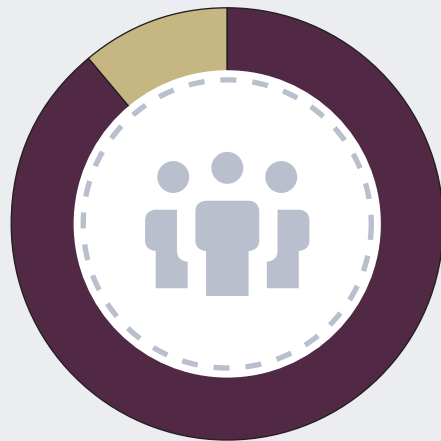
30
branch libraries



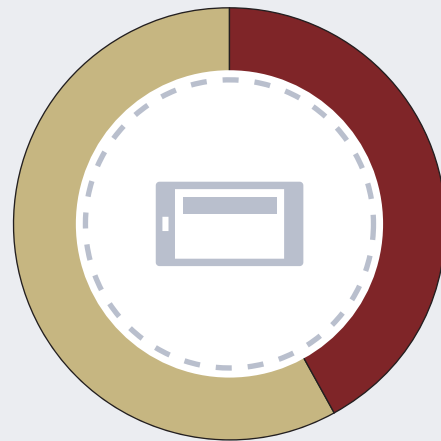
6
bookmobiles

2021 FACTS & STATS

SOUTH DAKOTANS CHECKED OUT MORE THAN 5 MILLION ITEMS



■ **89%** of South Dakota residents are served by a local public library



■ **42%** of South Dakota residents have a library card

Visitors

South Dakota libraries were visited more than **2,000,000** times



Library Internet Access

Visitors used library wifi and public computers to access internet **824,000** times at South Dakota libraries



Programming

South Dakota libraries hosted **313,000** people through program events and activities



Reference

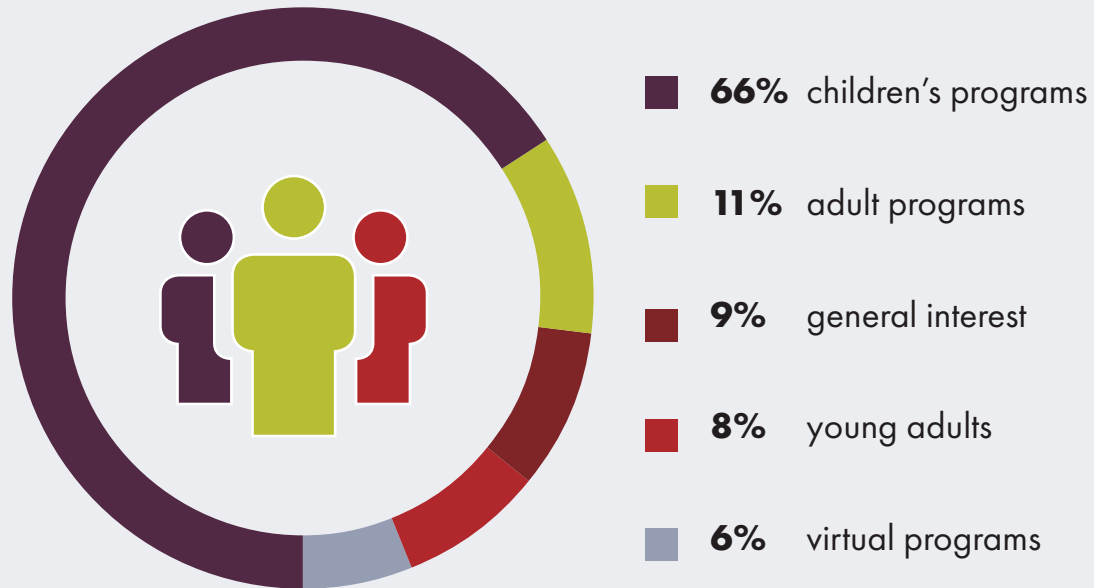
Librarians answered **235,000** informational and technical questions



LIBRARY PROGRAMS

TARGET AUDIENCE

Libraries hosted **180,000** people at more than **9,500** programs



PROGRAM FORMATS

Libraries offer programs in many formats



Libraries produced **1,100** recorded programs that were viewed by **55,000** people



Library staff helped **21,000** people through one-to-one programs like homework help, test proctoring, and homebound deliveries

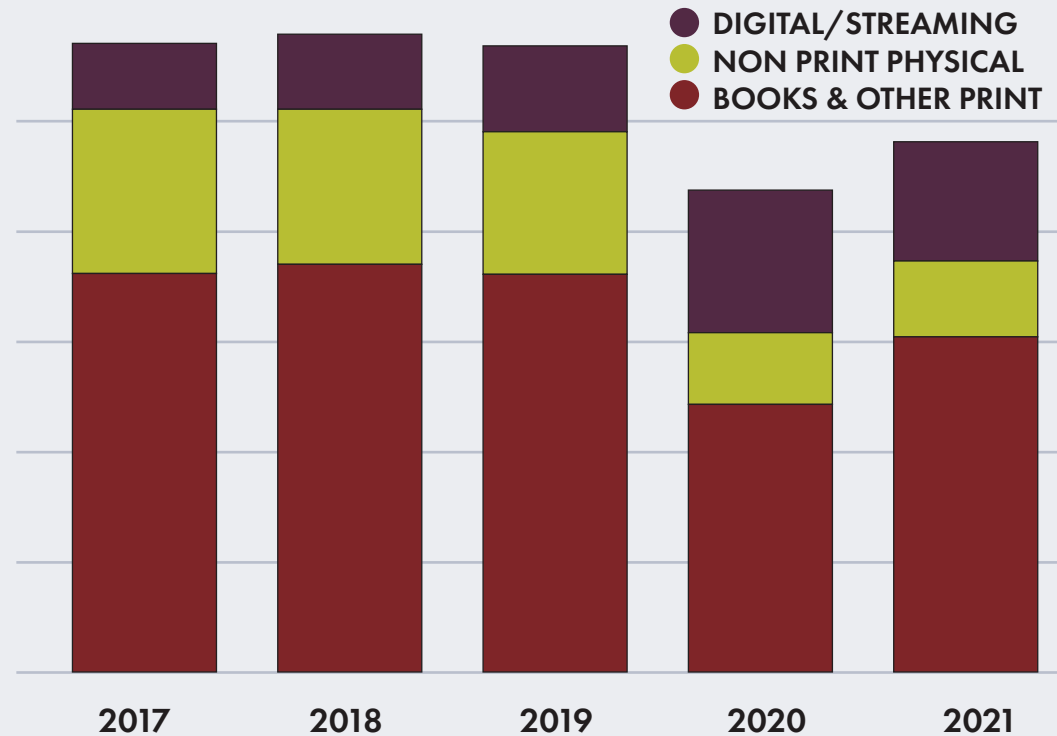


Libraries offered more than **1,800** self-directed activities like take-home craft kits and story walks to **58,000** visitors


COLLECTION USE

CIRCULATION PER CAPITA

South Dakotans checked out more than **6** items per resident



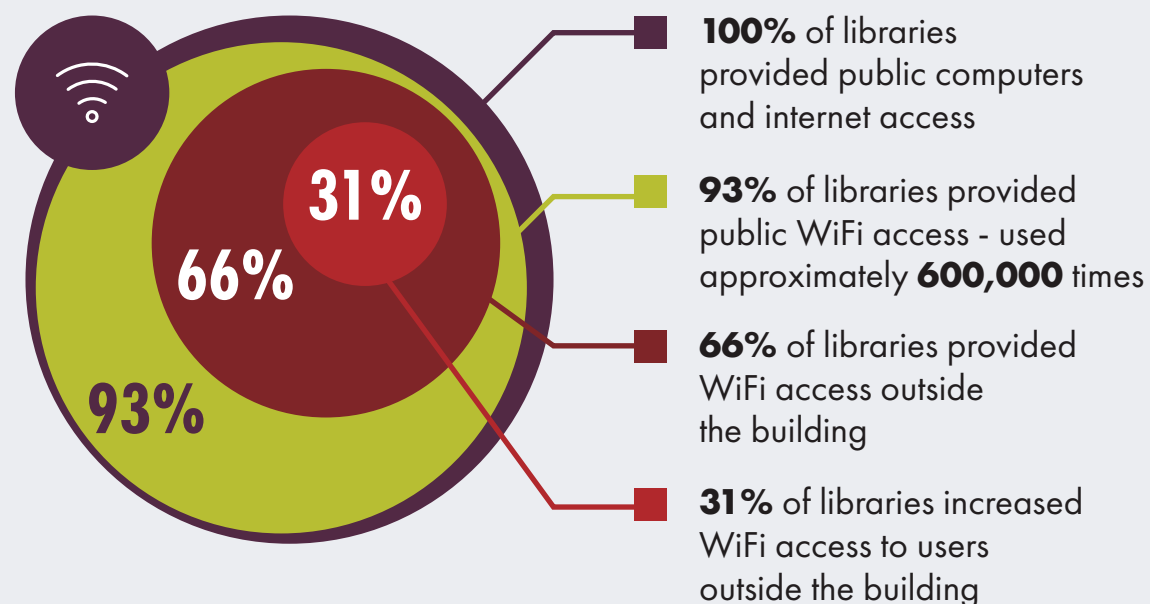
- **100%** of SD residents have access to **62** research databases provided by the South Dakota State Library
- **84%** of libraries offer ebooks, downloadable audiobooks, and streaming video collections
- **70%** of libraries provide curbside and/or home delivery for lending physical materials
- **68%** of libraries share physical collections with other libraries
- **58%** of libraries do not charge fines for overdue materials
- **41%** of circulation transactions are children's materials



COMPUTERS AND INTERNET

INTERNET ACCESS

Libraries provide free internet access and WiFi



DIGITAL BRANCHES

Libraries also deliver online services



Library websites were visited more than **1 million** times

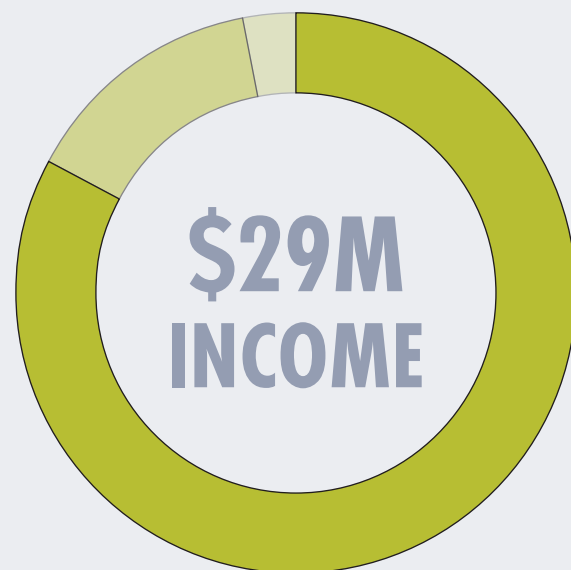


87% of libraries have a website that provides access to ebooks, audiobooks, research databases, and more



78% of libraries have online catalogs

INCOME & EXPENDITURES



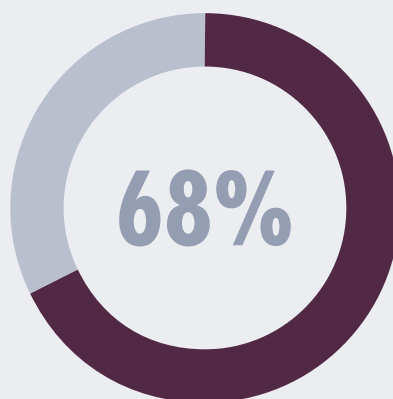
Local Governments

contributed **\$29 million** to public library operating revenue

• **83%** City • **14%** County • **3%** Other

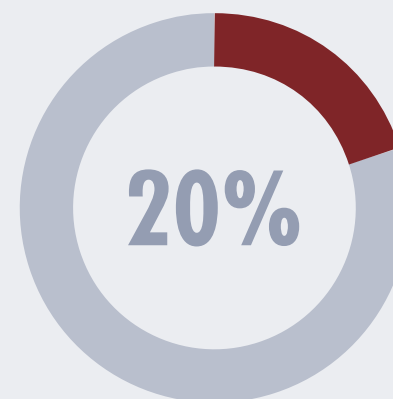
EXPENDITURE RATIOS

South Dakota public libraries spent an average of **\$36** per resident providing library services



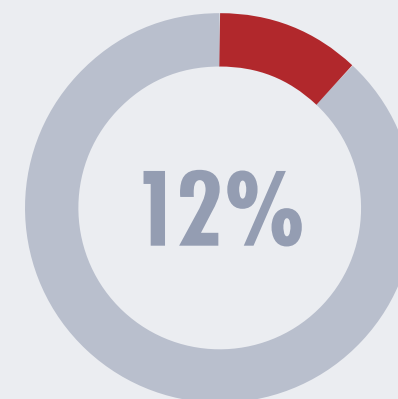
Staff

South Dakota's public libraries spent **\$19 million** on staff salaries and benefits



Operations

South Dakota's public libraries spent **\$6 million** on facilities, supplies, and other utilities



Collections

South Dakota's public libraries spent **\$4 million** on library collections... that's about **\$4.54** on new materials per resident

LIBRARY SUPPORT AND PLANNING



24%

of libraries have a Friends of the Library group that supports the library through volunteer work, advocacy, and fundraising

Friends



12%

of libraries have a Library Foundation to secure additional funding that enhances library services

Foundations



51%

of libraries have a current strategic plan that guides the library's mission and goals

Strategy



75%


of libraries have a current technology plan for managing equipment, software, and staff training

Technology

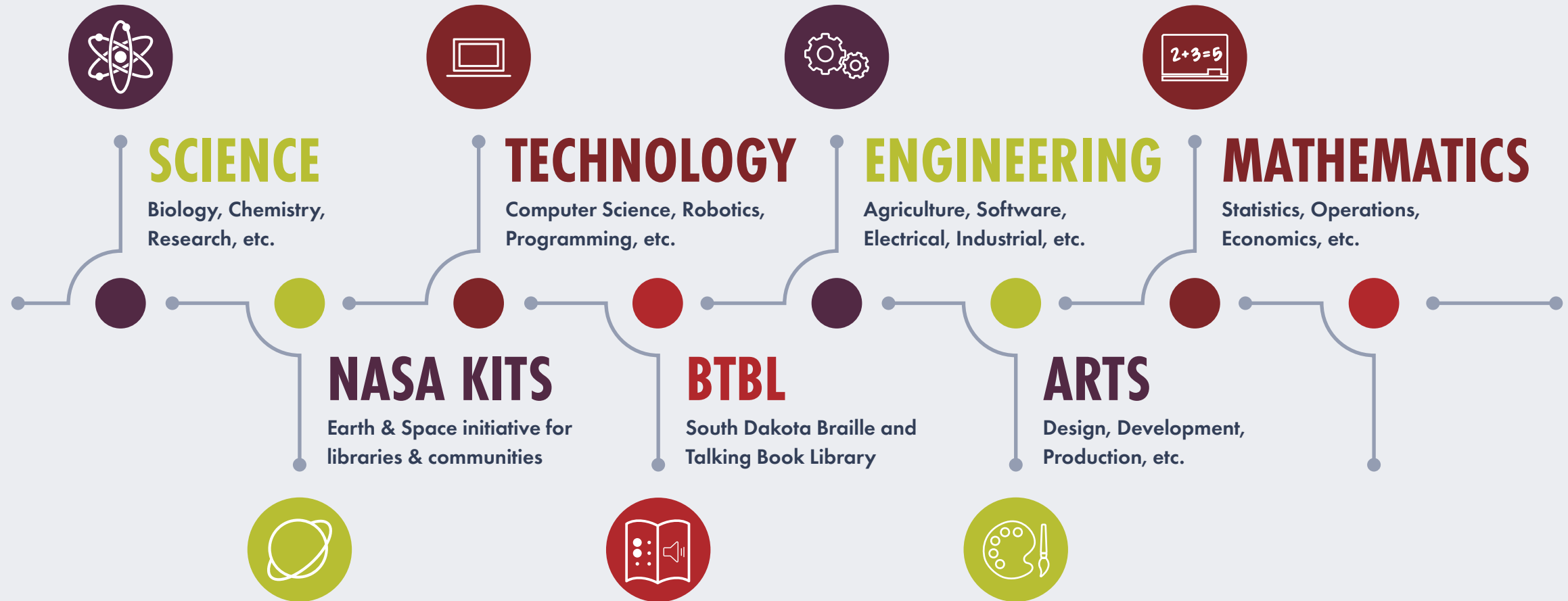
RETURN ON INVESTMENT

LIBRARIES ARE A SMART ASSET

For every **\$1** spent on libraries, residents receive an average **ROI of \approx \$4.60** on the programs and services they use



SOUTH DAKOTA STATE LIBRARY & SD BRAILLE & TALKING BOOK LIBRARY



STAFF & VOLUNTEERS

603 **STAFF**
employed by South Dakota
public libraries

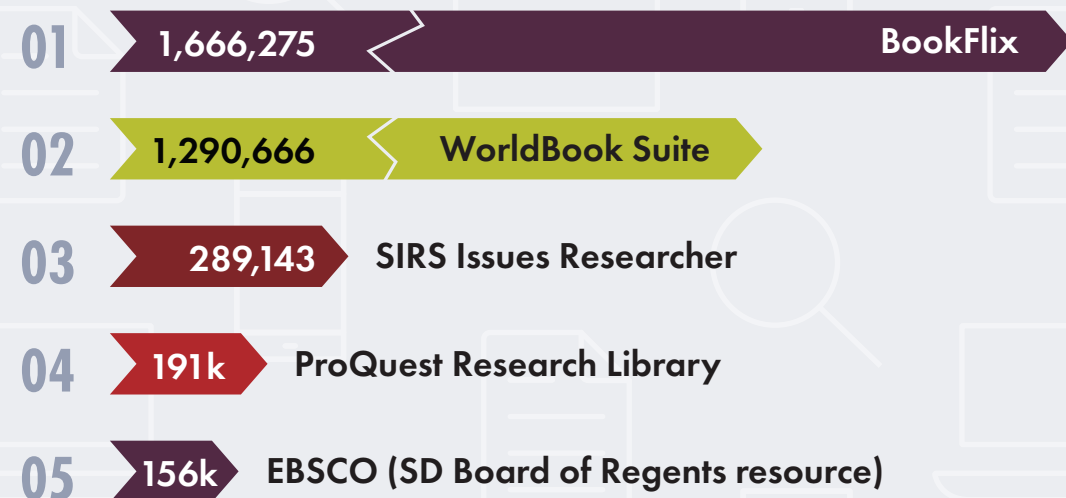
1000 **VOLUNTEERS**
committed **22,000** hours to
South Dakota public libraries

600 **TRUSTEES**
serve on local
library boards

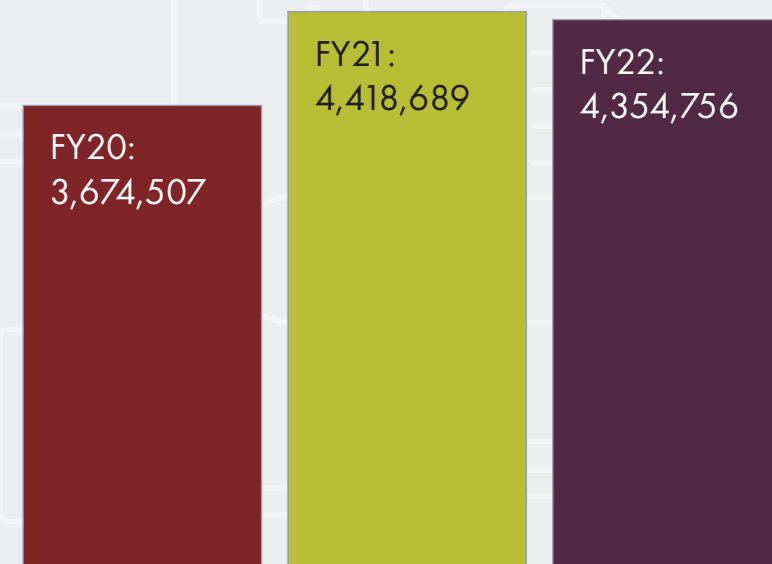


ELECTRONIC RESOURCES STATISTICS

TOP FIVE RESOURCES by VIEWS



OVERALL VIEWS

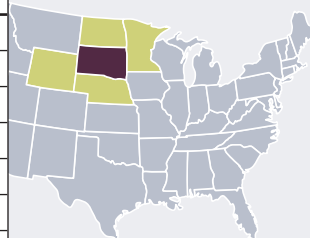


The South Dakota State Library provides statewide access to a variety of general and subject-based online databases. A complete listing of these electronic resources can be found at library.sd.gov

LIBRARIES: SD VS REGIONAL VS NATIONAL

Data reported by IMLS: Public Libraries Survey FY2020

FY2020, Per capita*	SD	MN	NE	ND	WY	USA
Total Operating Revenue	\$35.48	\$45.41	\$40.03	\$32.80	\$58.94	\$45.85
Total Operating Expenditures	\$33.63	\$40.18	\$37.62	\$32.74	\$55.37	\$41.55
Collection Expenditures	\$3.88	\$4.22	\$4.82	\$3.81	\$4.10	\$4.35
Staff Expenditures	\$23.61	\$26.00	\$25.34	\$21.63	\$41.59	\$28.20
Square Footage/1000 population	970	791	1216	772	1362	669
Registered Users	0.45	0.62	0.67	0.36	0.59	0.54
Library Visits	1.87	1.38	2.27	1.32	3.90	2.30
Total Circulation	5.24	5.64	5.97	3.47	7.03	5.16
Program Attendance/1000 population	144	71	306	386	463	247
Public Computers/5000 population	6.02	4.79	8.05	5.00	6.26	4.45
Public Computer Use Sessions	0.40	0.19	0.44	0.21	0.64	0.38
Wireless Sessions	0.71	0.59	1.73	1.81	0.59	1.20
Librarians w/master's Degrees as % of total FTEs	14%	25%	15%	23%	12%	24%
Computer user sessions per public computer	334	198	273	213	513	431



*Per capita population is based on unduplicated population of legal service areas



library.sd.gov

