

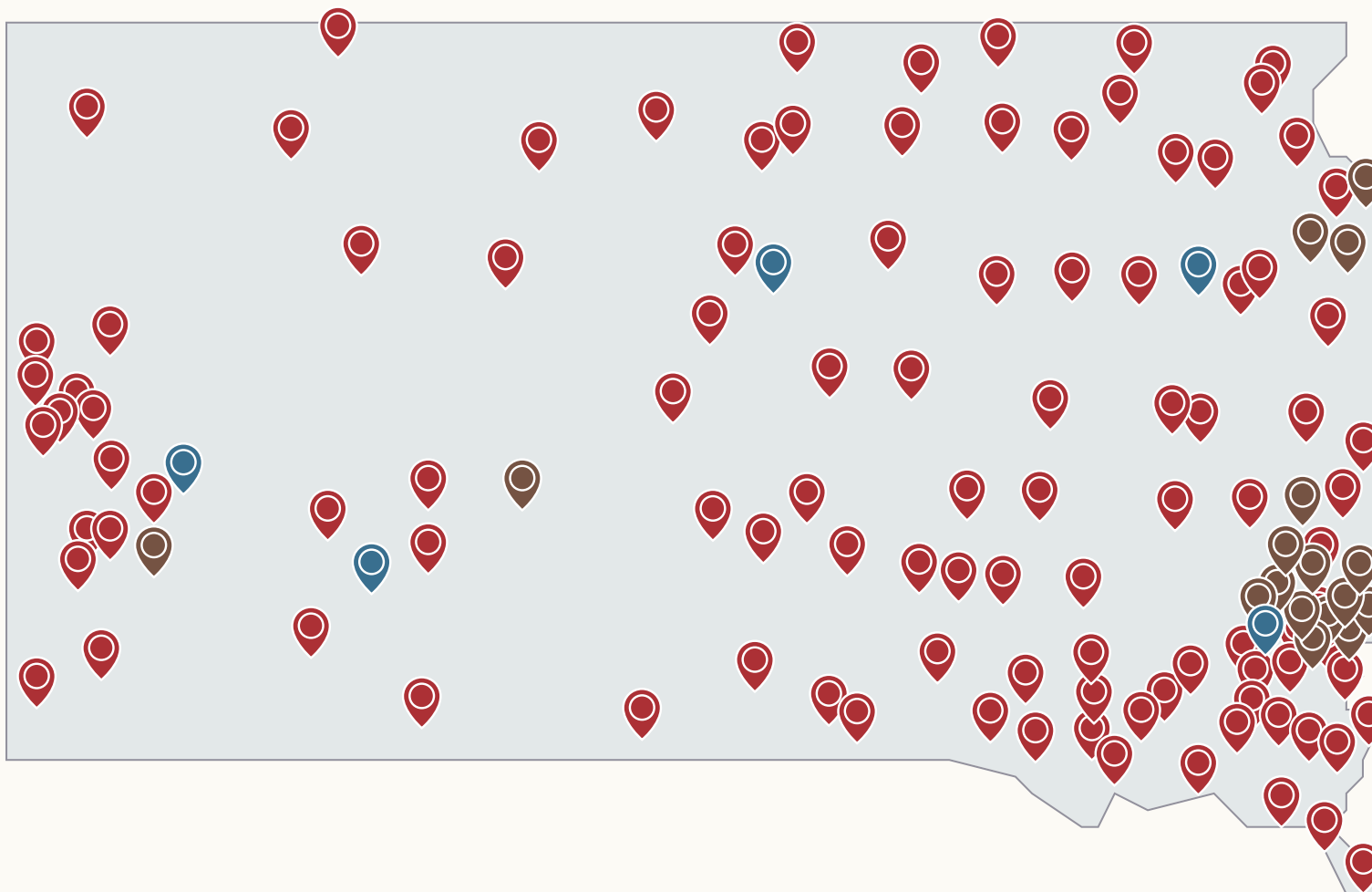
2025 PUBLIC LIBRARIES FACTS & STATS

south dakota

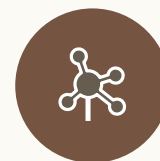
Every year financial and service data is collected from South Dakota's public libraries via the Public Libraries Survey--a statistical survey of all public libraries in the U.S. State-level statistics reported in this publication comprises information collected for calendar year 2024.

129 PUBLIC LIBRARY OUTLETS

South Dakota has 129 library outlets. 97 of those outlets are stand-alone libraries.
Nine libraries have branches or bookmobile outlets.



106 central libraries



18 branch libraries



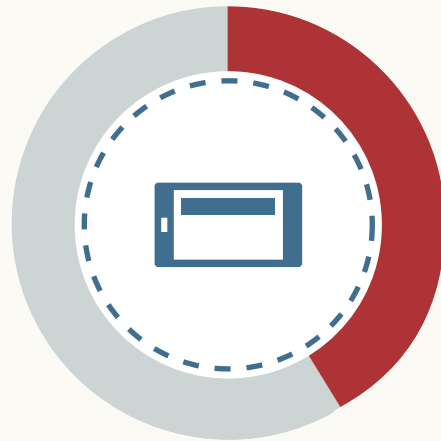
5 bookmobiles

SNAPSHOT OF LIBRARY SERVICES

South Dakota public libraries connect communities through knowledge, imagination, and opportunities.



■ **89%** of South Dakota residents are served by a local public library.



■ **39%** of South Dakota residents have a library card.

In 2024, local residents and travelers visited South Dakota libraries **2.8 million times.**

Circulation

South Dakotans checked out **6 million items** including physical and digital materials.



Library Internet Access

Visitors used library wifi and public computers to access the internet **1.5 million times.**



Programming

South Dakota libraries hosted **393,000 people** through program events and activities.



Reference

Librarians answered **230,000 questions** including informational and technical assistance.



FRIENDS, FOUNDATIONS & VOLUNTEERS

It takes great people to make great libraries. Local residents volunteer their time and expertise to support their libraries.



26%

of libraries have a Friends of the Library group that supports the library through volunteer work, advocacy, and fundraising.

Friends



12%

of libraries have a Library Foundation to secure additional funding that enhances library services.

Foundations



1,270

people volunteered 22,000 hours in public libraries.

Volunteers



600

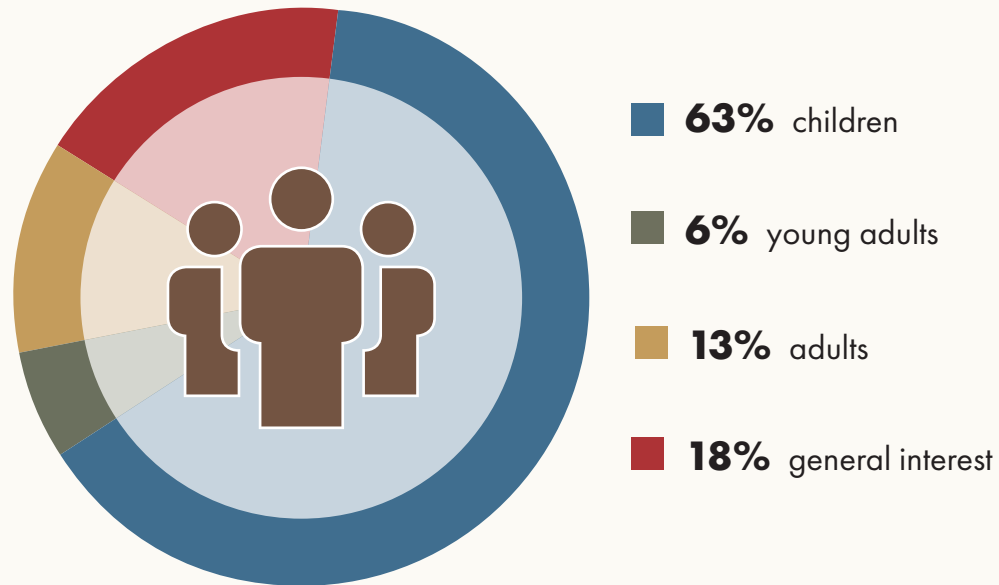
library trustees guide the mission, funds, and policies of their local public libraries.

Trustees

LIBRARY PROGRAMMING

Library programs bring communities together with educational, cultural, and recreational activities.

IN-PERSON PROGRAM ATTENDEES



PROGRAM FORMATS



Libraries produced more than **100 recorded programs** that were viewed by **10,000 people**.



Libraries hosted **320,000 people** at **16,000 programs**.



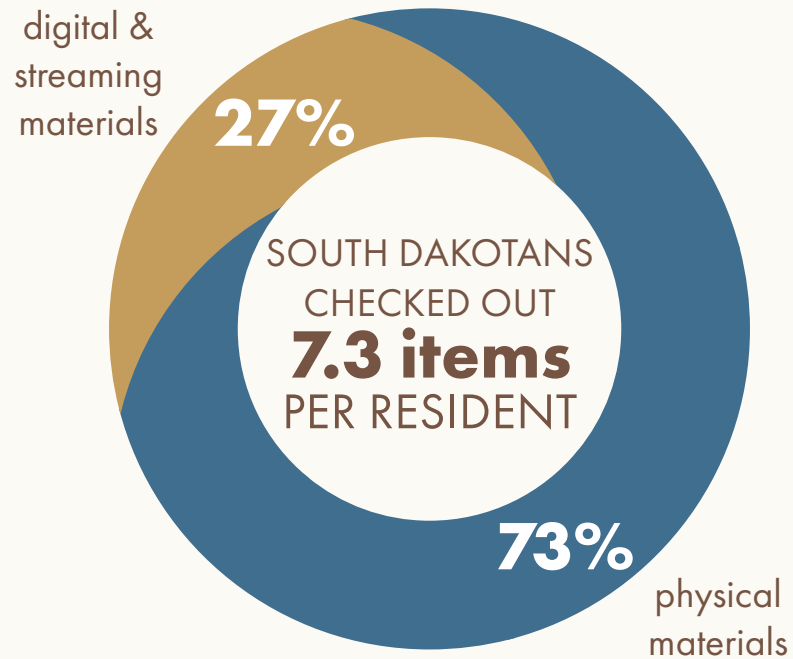
Library staff helped **14,000 people** through one-to-one programs like homework help, test proctoring, and home-bound deliveries.



Libraries offered **1,900 self-directed activities** like take-home craft kits and story walks to **49,000 visitors**.

COLLECTION USE

Libraries offer books and more to foster literacy, information, imagination, and access to all kinds of materials.



100% of SD residents have access to **58** research databases provided by the South Dakota State Library.

89% of libraries offer ebooks, downloadable audiobooks, and streaming video collections.

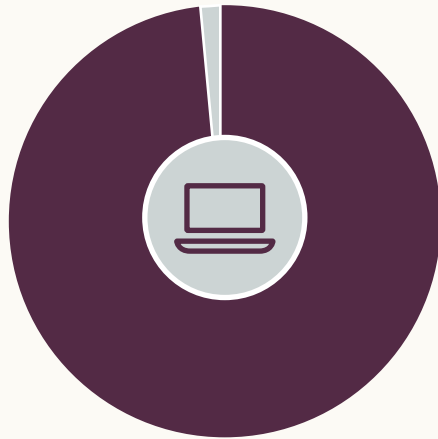
70% of libraries shared their physical collections with other libraries through interlibrary loan.

70% of libraries do not charge fines for overdue materials.

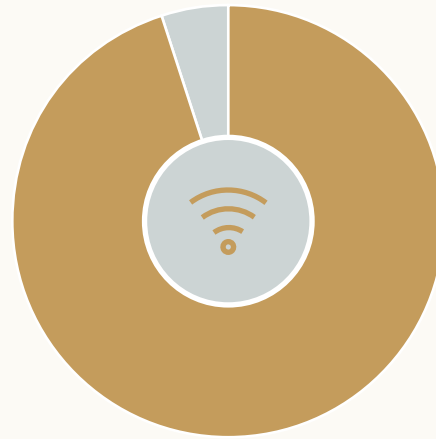
52% of library check-outs are children's materials.

COMPUTERS & INTERNET

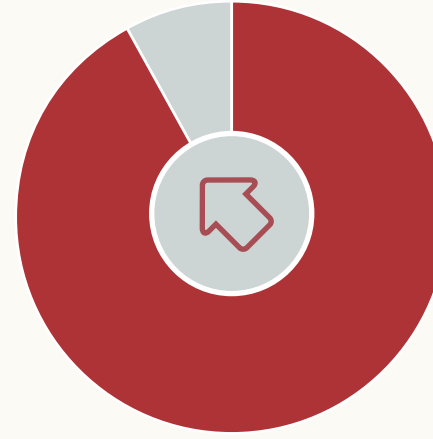
Libraries provide essential online access and opportunities for all residents.



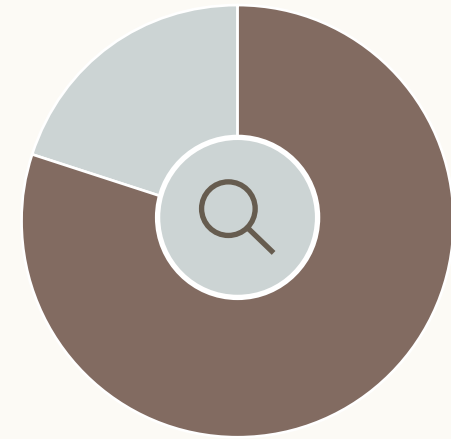
98% of libraries provide **public computers** and internet access.



95% of libraries provide **public WiFi** used approximately **1.1 million** times.



95% of libraries have a **website** that provides access to ebooks, audiobooks, research databases, and more.

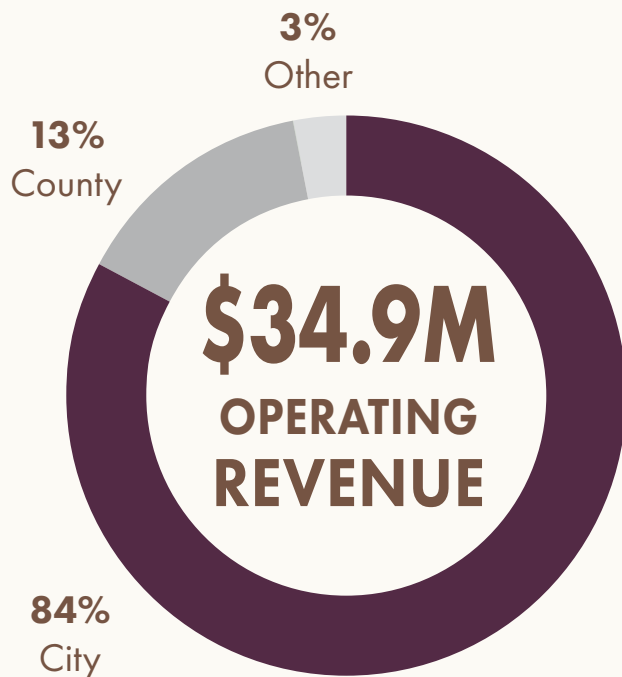


80% of libraries have **online catalogs** so patrons can search and reserve items at their convenience.

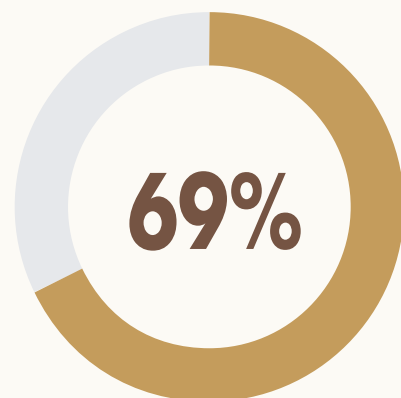
Libraries deliver **24/7 online services** for their communities.

FINANCIALS

South Dakota's public libraries spent an average of **\$41 per resident** providing library services.

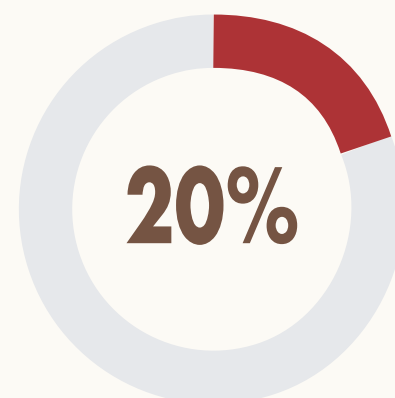


Local Governments
contributed **\$34.9 million** to public library operating revenue.



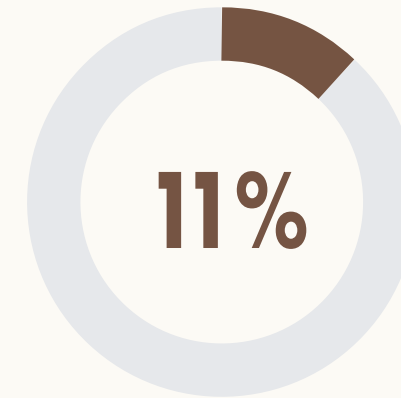
Staff

South Dakota's public libraries spent **\$23.7 million** on staff salaries and benefits.



Operations

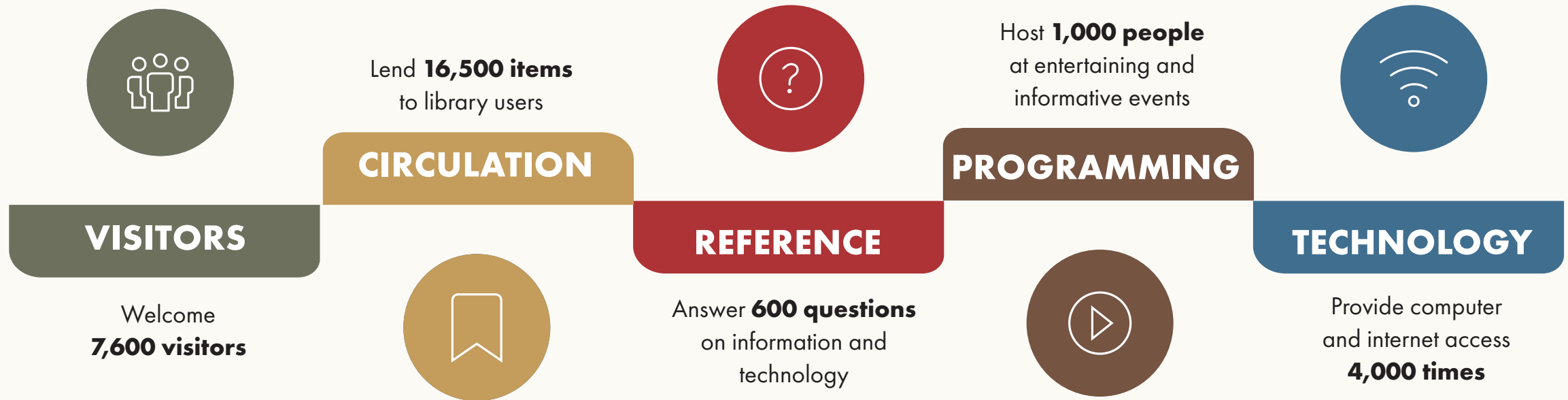
South Dakota's public libraries spent **\$6.7 million** on facilities, supplies, and utilities.



Collections

South Dakota's public libraries spent **\$3.8 million** on library collections...that's **\$4.56** on new materials per resident.

EVERY DAY SOUTH DAKOTA PUBLIC LIBRARIES:



REGIONAL/NATIONAL COMPARISONS

FY 2023, Per Capita*	SD	IA	MN	MT	NE	ND	WY	USA
Total Operating Revenue	\$41.16	\$49.75	\$43.57	\$33.70	\$46.47	\$39.01	\$67.81	\$51.73
Total Operating Expenditures	\$39.20	\$48.76	\$41.72	\$31.51	\$44.11	\$36.75	\$59.08	\$46.80
Collection Expenditures	\$4.58	\$5.17	\$4.42	\$2.80	\$5.19	\$4.36	\$3.97	\$4.89
Staff Expenditures	\$26.53	\$34.76	\$28.54	\$23.17	\$28.88	\$24.68	\$43.07	\$30.99
Square Footage / 1,000 pop.	915	1,313	775	792	1,213	764	1,363	665
Registered Users	0.40	0.58	0.56	0.41	0.59	0.36	0.52	0.48
Library Visits	3.19	3.78	2.68	2.78	2.99	2.29	4.15	2.47
Total Circulation	6.68	6.51	8.85	4.81	7.90	5.34	7.49	6.04
Physical Materials Circulation	5.03	5.19	6.45	3.48	5.95	3.87	5.64	4.37
Electronic Materials Circulation	1.65	1.32	2.40	1.33	1.94	1.47	1.85	1.68
Program Attendance /1,000 pop.	354	630	185	263	402	329	564	288
Reference Transactions	0.33	0.40	0.39	0.47	0.38	0.46	0.69	0.44
Number of Public Internet Computers /5,000 pop.	5.63	7.20	4.28	4.42	6.92	4.46	6.84	4.11
Public Computer User Sessions	0.43	0.39	0.35	0.33	0.41	0.28	0.53	0.30
Wireless (WIFI) User Sessions	1.57	1.00	2.76	2.20	1.54	1.97	0.28	1.28
Other ratios								
Computer User Sessions Per Public Use Computer	381	269	405	376	293	317	389	362
Percent of Total FTE Staff that are Librarians w/MLS Degree	12%	18%	25%	21%	14%	18%	12%	24%
Percent of Total Circulation that is Children's Materials	40%	37%	39%	34%	47%	36%	39%	37%

*Per capita population is based on unduplicated population of legal service areas.

